

Queensland Ultralight Association

November 2004 NEWSLETTER

Watts Bridge Memorial Airfield, Silverleaves Road, via Toogoolawah Qld

Sponsored by:

acoustic technologies

EXCELLENCE IN PROFESSIONAL AUDIO

(07) 3376-4122

www.atprofessional.com.au

Something Different

At the last QUA meeting Col Thorpe bought along parts of his fiberglass and metal tandem home build project. The fiberglass wing panels each about one metre long were made in two halves with a foam stiffener insert, then joined together creating the aerofoil section. These light weight panels are then slipped along a 125mm tube overlapping each other by up to 50mm at each panel to create a wing. The wing length is determined by the number of panels that you put on the spar and up to two panels per side can be sealed for fuel tank use.

The motor for his plane will be a Suzuki four cylinder four stroke with re-drive. He was having trouble keeping everything within the narrow cowling and had to modify the carburettor intake (see photo).



WING PANEL



EXHAUST / MODIFIED INTAKE

IN THIS ISSUE

CHRISTMAS INVITATION / TANYS MCCARRON'S MIND POWER	2
MINUTES FOR THE NOVEMBER MEETING	3
A US REPRINT FROM COL THORPE / EDITORS NOTE	4

Photo credits Col Hooker / Gavin McGrath

PRESIDENT: **GAVIN McGRATH 5426 2118**

SECRETARY: **BEVEN DRYDEN 040 977 1004**

TREASURER: **RICHARD FAINT (07) 3818 1988**



Karra 1 @ Bradfield

Club Christmas Party

The QUA invites all members to a Xmas Bash at the clubroom Archerfield, December 6th from 7pm onwards. This is in place of the regular meeting.

If your going to attend alone or with a partner then please phone Robin on 5537 2165 or email lloydrobin@bigpond.com so an estimate for catering requirements can be made. Offers to help would also be appreciated, preparing salads, picking up food, bring biscuits, cake, dips and anything else you'd like.

It's a BYO drinks (and glasses if applicable). The club looks forward to your company to make it a memorable night. This one is on the QUA.

....Robin Salisbury

Power of the mind. Yes it has a few mistakes but read on.

I cdnuolt blveiee taht I cluod aulaclty uesdnatnrd waht I was rdgnieg.

The phaonmneal pweor of the hmuam mnid Aoccdring to a rscheearch at Cmabrigde Uinervtisy, it deosn't mtttaer inwaht oredr the ltteers in a word are, the olny iprmoatnt tihng is taht the frist and lsat ltteer be in the rghit pclae.

This is bcuseae the huamn mnid deos not raed ervey lteter by istlef, but the word as a wlohe. Amzanig huh?

Yaeh and I awlyas thuoght sipeling was ipmortnat.

....Tnyas

Which figure is the tallest?



Your eyes don't always see what is factual - they are the same height!

QUEENSLAND ULTRALIGHT ASSOCIATION



MINUTES OF GENERAL MEETING

1st November 2004

OPENED 8:00PM

APOLOGIES

Richard Faint, Mark Hounslow

VISITORS

Nil

MINUTES OF PREVIOUS MEETING

Moved Mike Smith
Seconded Col Hooker
CARRIED

TREASURER'S REPORT

Nil

BUSINESS ARISING FROM MINUTES - Nil

GENERAL BUSINESS

1. Club reminded of the Watts Bridge Christmas Extravaganza 27th November 04
2. Watta Bridge Sub Sub Lease is finalised.
3. Club is reminded it is a 7:00pm start for the Christmas Meeting buffet at Archerfield on 6th December 04. Notify Robyn what you intend to bring as a plate.


Thanked Robin Salisbury for preparing the supper.

Meeting Closed: 9:00pm


Note: Beven Dryden will be moving to Gatton with effect 6th December as he has a new job. The club will need a new Secretary with effect 6th December 2004 don't hesitate to see what you can do for your club.



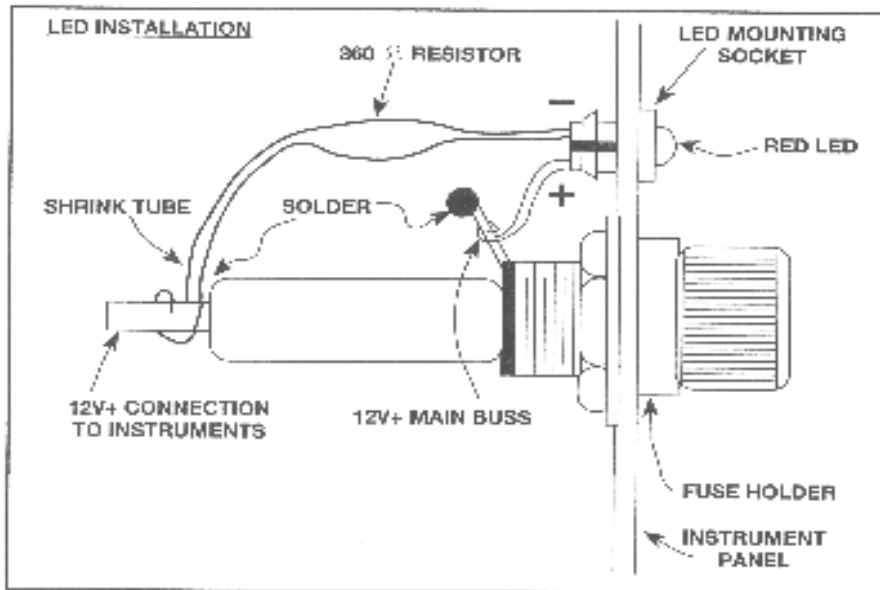
INSTALLING BLOWN FUSE INDICATORS



Front of fuse panel with illuminated LED.



Rear of fuse panel show LED installations.



I don't know if this has ever happened to you but it can be very frustrating:

- the needles of the fuel gauges read zero,
- the radios don't work, and
- the turn and bank indicator is dead

You flip switches, turn knobs and bang the gauges with your fist, to no avail . . . they don't work. Quickly you think of what to do -

- let's replace the fuse, but what size do I need and do I have one, or,
- one could check the fuse with an ohmmeter (of course, this is all going on while you are in the air).

I came up with a simple device to indicate when a fuse has burned out. I installed a LED (light emitting diode) and a resistor in parallel with the fuse so that when the fuse burns out, the electric current will flow through the resistor and the LED, causing the LED to illuminate.

The LEDs I used are bright red high intensity with wide angle lenses. Most LEDs draw less than 25 milliamps and require between 1.5 to 3 volts.

A plastic socket inserted into the instrument panel, from the front, right over the top of the fuse and the LED slips into it from the back. The resistor is 360 ohms 1/4 watt. This resistor is to limit the current to the LED, preventing it from burning out. I slipped a piece of heat shrink tubing over the resistor and the LED lead to prevent it from short circuiting.

Editors note.

Merry Christmas to everyone . There may not be a December news letter as the next meeting isn't until February 7th 2005. I hope you all have been getting some good flight time in or plan to over the next two months, my flights have been spasmodic at best.

The Watts Bridge Christmas Party is happening this weekend 27th November. Hope to See you all there.

